

HOW TO APPLY FOR A PERMIT

- 1** Before starting work, determine if the project site is within a **DPA**.
- 2** Ensure your development proposal meets the applicable **DPA guidelines**.
- 3** Get a **DP application** from the municipal webpage or Municipal Hall.
- 4** Complete the application form and gather all the necessary **information and documents**.
- 5** **Submit** application by email or to Municipal Hall.
- 6** Staff will review application and **issue DP** if DPA guidelines are met.

VISIT THE WEBPAGE

For more detailed information and application, go to:

[www.bowenlandmunicipality.ca/
development-approvals](http://www.bowenlandmunicipality.ca/development-approvals)



QUESTIONS?

Planning & Development

981 Artisan Lane
Bowen Island, BC V0N 1G2

604-947-4255

planning@bimbc.ca

BOWEN ISLAND
Municipality

DEVELOPMENT PERMITS

TIP: Before starting your project, check if you need a Development Permit.






Photo credit: Doug Evans

March 2021

BOWEN ISLAND
Municipality

What is a Development Permit?

Development Permits (DPs) help to ensure development in certain areas reflect the community's values. The *Local Government Act* empowers the Municipality to require DPs for:

-  Protecting the natural environment
-  Form and character of intensive development
-  Revitalizing a commercial area

When is a DP needed?

If the development site is within a Development Permit Area (DPA), a DP is required before any work begins. The most common DPA on Bowen Island is the **Watershed, Aquifer & Stream Protection (WASP)** DPA. Other DPAs are for Village Revitalization, Village Periphery, Light Industrial and Detached Secondary Suites.

Check BowMap

<https://bowmap.bowenlandmunicipality.ca>

to see if your property is within a DPA, or contact Planning & Development.

 **Development** may be any activity that disturbs the soil or vegetation.

Development Permit Areas

